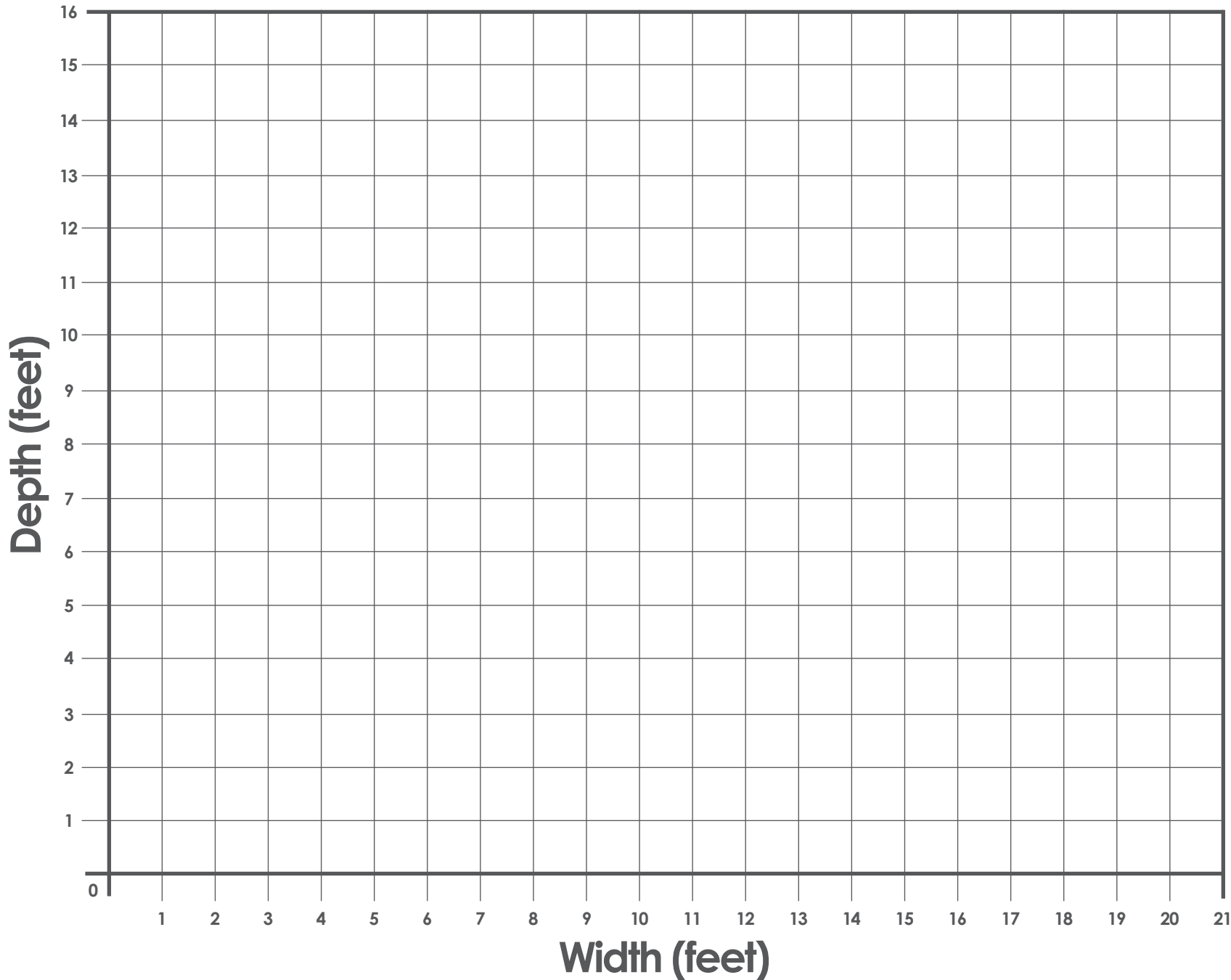


# Create your space.



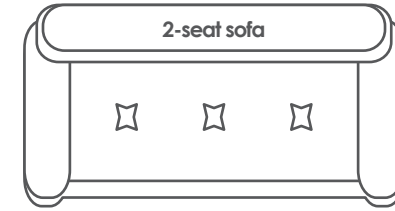



Grab a pencil, a ruler and a cup of tea or coffee to begin planning your space.

**1** Sketch out your internal room space.


Due to the nature of construction, room sizes may vary from those published and purchasers are advised to satisfy themselves as to their accuracy. These room planners are not intended to be used for carpet sizes, appliance spaces or items of furniture, and are for illustrative purposes only. Reasonable steps have been taken to ensure accuracy of scale however these should not be relied upon.

**Bromford.**

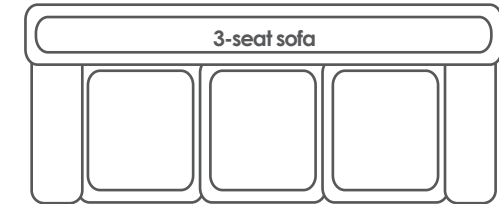
**2** Cut out your choice of furniture.



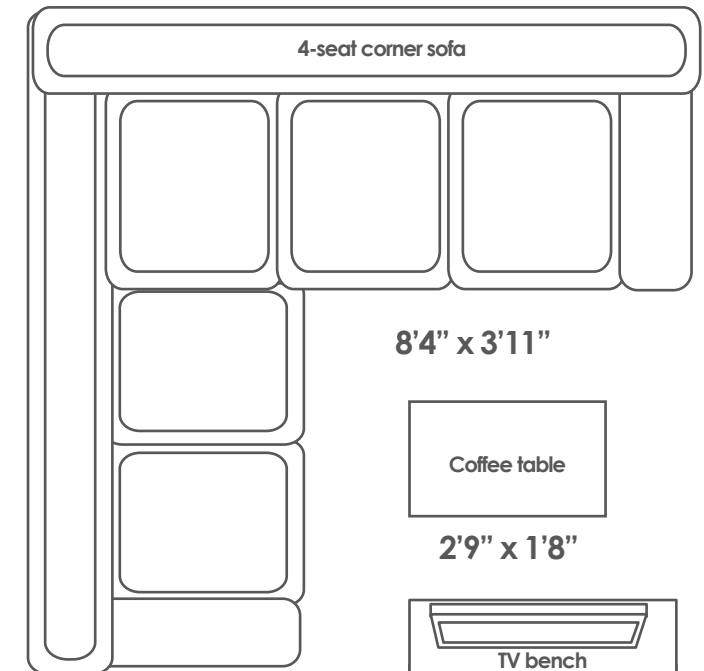
5'2" x 2'9"



2'7" x 2'5"



6'6" x 2'9"



8'4" x 3'11"



3'9" x 1'8"



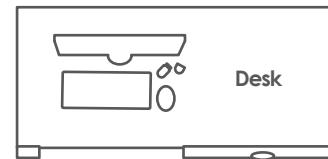
1'1" x 1'3"



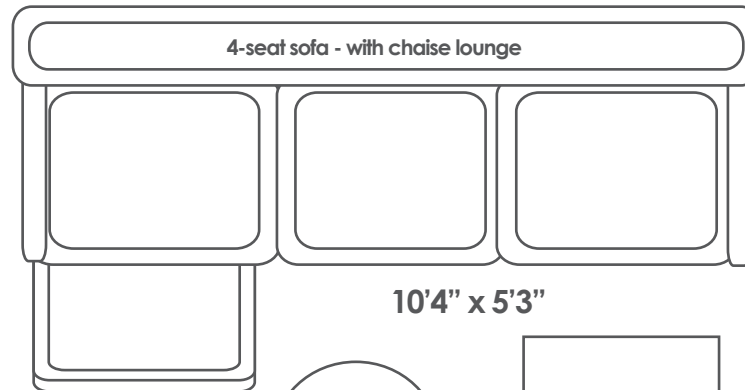
2'2" x 1'3"



2'2" x 2'2"



4'5" x 2'1"



10'4" x 5'3"




2'5" x 1'2"



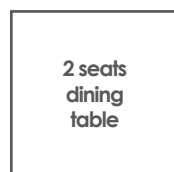
2'6" x 1'3"



1'8" x 1'8"



4'1" x 2'4"



2'4" x 2'4"



2'4" x 2'4"



2'9" x 2'9"



2'9" x 1'8"



3'9" x 1'3"



5'9" x 1'3"

Due to the nature of construction, room sizes may vary from those published and purchasers are advised to satisfy themselves as to their accuracy. These room planners are not intended to be used for carpet sizes, appliance spaces or items of furniture, and are for illustrative purposes only. Reasonable steps have been taken to ensure accuracy of scale however these should not be relied upon.

**Bromford.**